

April 19, 2023

Listing Department
National Stock Exchange of India Ltd.
Exchange Plaza, 5th floor
Plot No. C/1, G Block
Bandra-Kurla Complex
Bandra (East)
Mumbai 400 051

Listing Department
BSE Limited
P J Towers
Dalal Street
Mumbai 400 001

Dear Sirs,

Sub.: Analyst Call

We are enclosing herewith our corporate presentation updated with Q1 2023 results which will be used during our Analyst Call on Wednesday, April 19, 2023. This presentation will be published on the Company's website - www.crisil.com shortly.

Kindly take this communication on record.

Yours faithfully,

For CRISIL Limited

Minal Bhosale

Company Secretary

ACS 12999

CRISIL Limited

Corporate Identity Number: L67120MH1987PLC042363

ELEVATING IMPACT

Onwards and Upwards

CRISIL analyst presentation

April 2023



Disclaimer / Safe harbor

This presentation has been prepared solely as a concise update of the Company's quarterly and/or annual results. By reading the presentation slides, you agree to be bound by the following limitations: (a) CRISIL Ltd ("CRISIL" or "Company") cannot give assurance to the correctness of forward-looking statements. These forward-looking information and statements can generally be identified by the fact that they do not relate only to historical or current facts. Forward-looking statements sometimes use terminology such as "targets", "believes", "expects", "aims", "assumes", "intends", "plans", "seeks", "will", "may", "anticipates", "would", "could", "continues", "estimate", "milestone" or other words of similar meaning and similar expressions or the negatives thereof; (b) By their nature, forward-looking information and statements involve known and unknown risks, uncertainties and other important factors that could cause the actual results, performance or achievements of the Company to differ materially from any future results, performance or achievements that may be expressed or implied by the forward-looking information and statements in this presentation. Should one or more of these risks or uncertainties materialize, or should any underlying assumptions prove to be incorrect, the Company's actual financial condition or results of operations could differ materially from that or those described herein as anticipated, believed, estimated or expected; (c) Given the aforementioned uncertainties, prospective or present investors are cautioned not to place undue reliance on any of these forward-looking statements; (d) No part of this presentation, nor the fact of its distribution, should form the basis of, or be relied on in connection with, any contract or commitment or investments decision whatsoever. Investor/prospective advisors must be sought on specific situation from well-informed legal, investment, tax, financial, and management professionals; (e) This presentation and its contents are confidential and must not be distributed, published or reproduced. This presentation does not constitute a recommendation regarding the securities of the Company.

Agenda



1. CRISIL overview



2. Business environment



3. Performance update



4. Financials



5. Segment performance



6. Thought leadership



7. Corporate social responsibility



8. Risks



CRISIL overview

We **accelerate progress** by providing **intelligence, benchmarks, analytics** and **transformative solutions** essential for organisations to make **decisions with conviction**

Ratings

Ratings

India's premier ratings agency having rated 35,000+ large and medium-scale entities

Global Analytical Centre

Research and analytics partner for S&P Global

Research, Analytics & Solutions

Global Research & Risk Solutions

Leading provider of risk, data analytics, ESG and climate risk integration, and bespoke research services to world's leading banks, asset managers and other financial institutions

Global Benchmarking Analytics

Foremost provider of strategic benchmarking, analytics and insights to 300+ clients in global financial services

Market Intelligence & Analytics

India's leading provider of research, consulting (infrastructure, energy, public finance and sustainability), risk, data & analytics, and training solutions

Serving 90% of India's banking industry by asset base

Global presence

4,700+ employees globally - 40+ nationalities across 12 countries; ~39% women employees



Certified 'Great Place to Work' in India

3rd year in a row











Category: Model Validation

National CSR Award, 2020

Category 'Corporate Awards for Excellence in CSR'



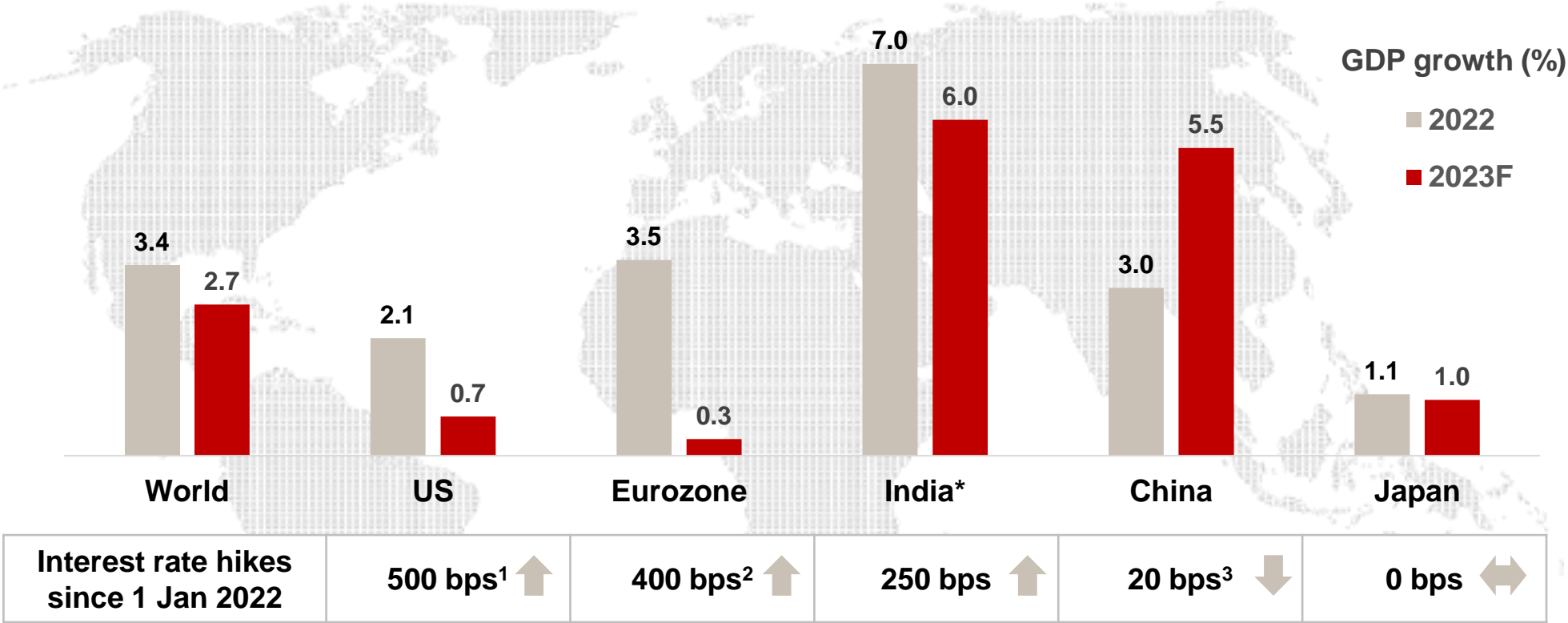
Agenda

-  1. CRISIL overview
-  **2. Business environment**
-  3. Performance update
-  4. Financials
-  5. Segment performance
-  6. Thought leadership
-  7. Corporate social responsibility
-  8. Risks



Macroeconomic environment

Continued global uncertainties, lag effect of past rate hikes, and inflation to have a bearing on trends this year



1 US Federal Funds rate
 2 EU Refinancing rate
 3 China Loan prime rate

* GDP Growth rates for FY'23E and FY'24F

Source: S&P Global, CRISIL, World Bank

Key trends amid uncertain market environment

Global



Financial system fragility



Continued spends for regulatory requirements, risk management and business transformation; shift to passives



Increasing need to integrate non-traditional risks viz. new financial technologies, cyber risk, and climate risk



Heightened activity in alternatives and deployment of private capital



Emergence of data and technology ecosystems in financial services



Growing focus on sustainability and energy transition

India











Healthy corporate balance sheets and robust banking system



Government capex continues to support investment drive

Agenda

-  1. CRISIL overview
-  2. Business environment
-  **3. Performance update**
-  4. Financials
-  5. Segment performance
-  6. Thought leadership
-  7. Corporate social responsibility
-  8. Risks



Robust performance despite challenging environment

20.2% ↑

Q1 2023

20.3% ↑

2022

Income from operations

19.8% ↑

Q1 2023

30.7% ↑

2022

PAT

Highlights of Q1 2023 business performance

- Ratings Services delivered revenue growth supported by higher corporate bond issuances (both, by quantum and number of issuers), and robust bank credit growth, which drove bank loan ratings
- Research, Analytics and Solutions segment saw traction for risk solutions, benchmarking, sustainability, and infrastructure consulting
- Continued investment in technology infrastructure and talent
- Interim dividend of ₹ 7 declared
- Completed acquisition of Peter Lee Associates
- CRISIL Foundation celebrated completion of 10 years and launched livelihood projects for 'Mein Pragati' sakhis in Rajasthan
- Hosted the 7th edition of CRISIL's India Outlook Seminar, titled 'Rider in the storm'. India Outlook Report 2023 released at the event

Elevating customer centricity

Enhanced client engagement across businesses

Maintained market-leading position in the Ratings business, driven by investor preference for our best-in-class ratings

Generated new insights for clients in corporate and investment banking (CIB), with combined data sets from Coalition-Greenwich

Expanded wallet share with top clients in global CIBs and asset managers, and domestic financial institutions

Strengthened credit monitoring practices for global banks by benchmarking and streamlining processes

Elevating tech agility and talent



Ramped up **digital and foundational infrastructure** with sharp focus on cloud and infosec



Rolled out **Q²**, the integrated Qualitative and Quantitative benchmarking analytics



Fulkrum: Launched the updated version of the next-gen big data analytics and reporting platform



Launched **Phoenix**, a scalable and self-catering platform for faster, more efficient data processing



Developed new capabilities for non-financial data in **Quantix** and enhanced **Alphatrax**



Driving a shared sense of purpose, encouraging all employees to create impact through meaningful work and make a difference











Developing a **future-ready workforce** through cross-team collaborations on strategic projects



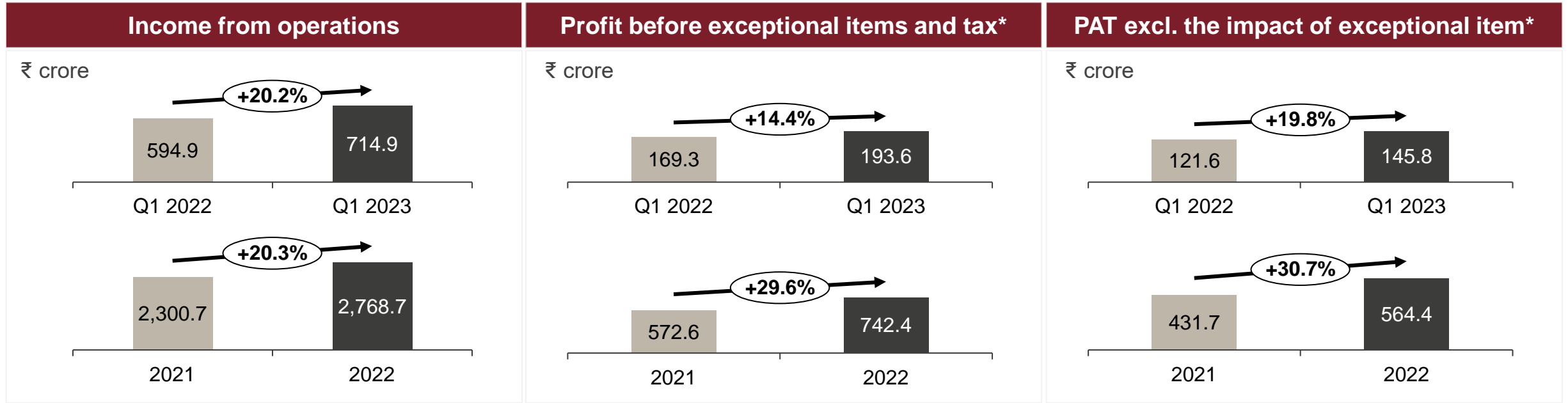
Elevating representation through **diversity, equity and inclusion** – **39.5%** women hires and **9** diversity themed events and training sessions

Agenda

-  1. CRISIL overview
-  2. Business environment
-  3. Performance update
-  4. **Financials**
-  5. Segment performance
-  6. Thought leadership
-  7. Corporate social responsibility
-  8. Risks



Continued healthy performance for full year 2022 & Q1 2023











* Excludes impact of exceptional item (sale of asset in 2021)

- Interim dividend of ₹ 7 per share declared in Q1 2023
- Appreciation in the Indian rupee and the British pound versus the US dollar had an adverse foreign exchange impact in the first quarter of 2023, compared with a gain in the corresponding quarter of the previous year
- Movement in the US dollar versus the Rupee and the British pound supported profitability in the year ended December 31, 2022, which includes ₹ 30.1 crore from revaluation of subsidiary loan

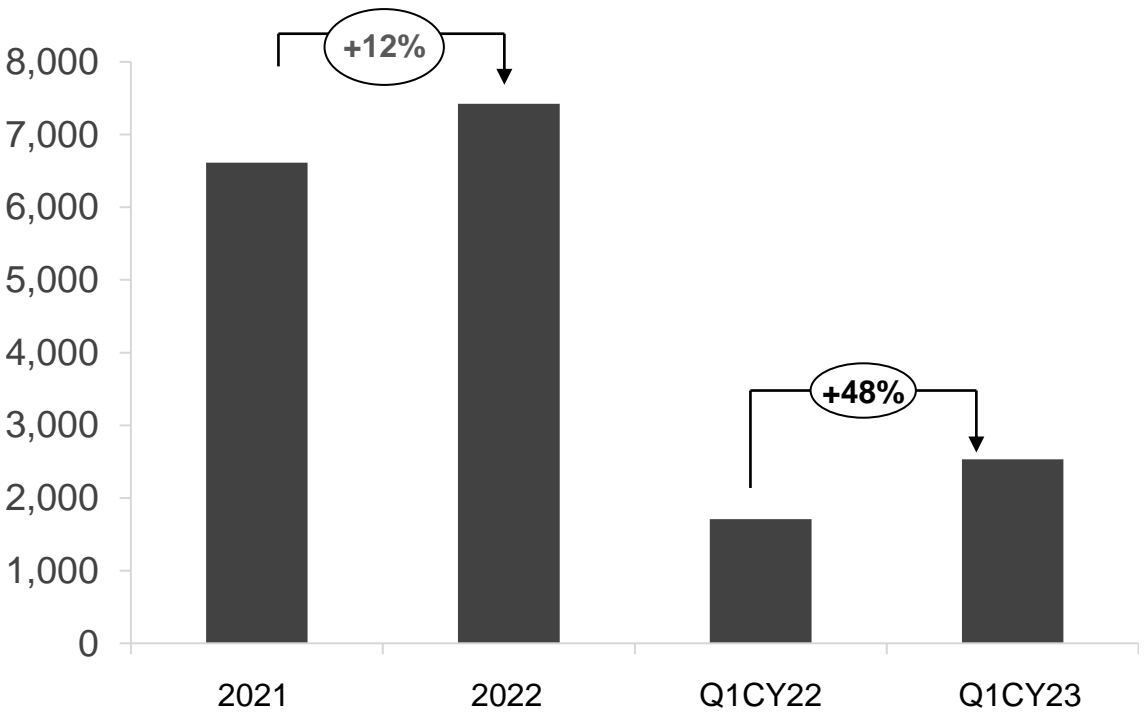
Note: Numbers rounded off to first decimal;

Agenda

-  1. CRISIL overview
-  2. Business environment
-  3. Performance update
-  4. Financials
-  5. **Segment performance – Ratings Services**
-  6. Thought leadership
-  7. Corporate social responsibility
-  8. Risks

Corporate bond issuances grew in the first quarter of 2023; Wholesale bank credit continues to grow at a healthy pace

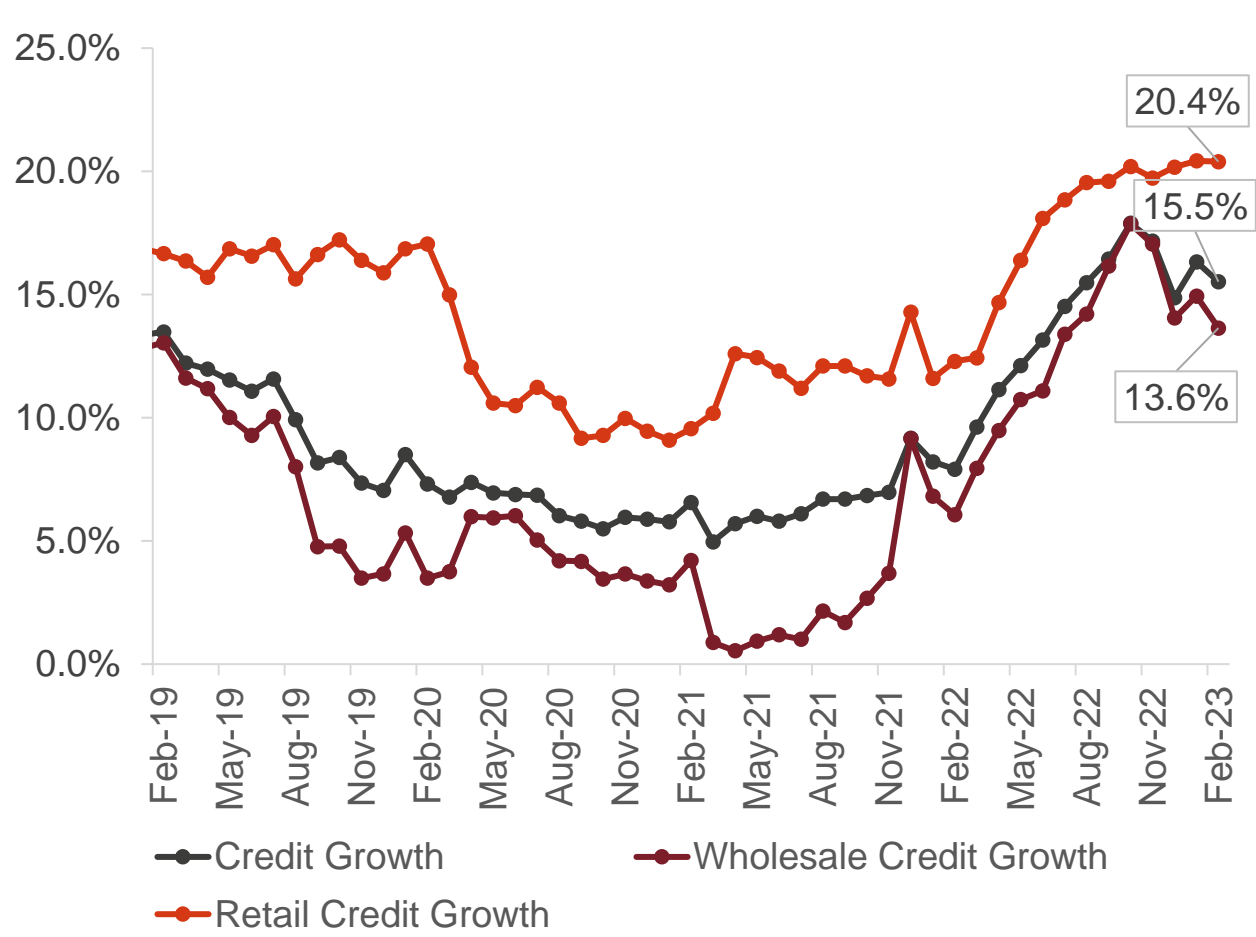
Bond issuance quantum (₹ billion)



No of Issuers	2021	2022	Q1CY22	Q1CY23
	~520	~700	~260	~280

Source: Prime Database, RBI
 *Data may get revised by Prime Database

Credit growth (%)



© 2023 CRISIL Ltd. All rights reserved.

Our differentiated analytical rigour

Long-run one-year default rates (average for 10 years ended FY2022)

Rating category	CRISIL Ratings	OCRA1	OCRA2	OCRA3	OCRA4 [@]
AAA	0.01%	0.6%	0.2%	0.19%	0.48%
AA	0.06%	0.4%	0.1%	0.16%	0.98%
A	0.15%	0.6%	0.3%	0.80%	1.65%
BBB	0.65%	1.4%	1.7%	2.46%	2.42%

Source: Data from disclosures by CRAs on “Long run average default rates” for FY2021-22 as per SEBI circular dated June 13, 2019

[@]OCRA4 has disclosed average default rates only for last 5 financial years. It has also disclosed default rates separately for structured and non-structured instruments, which is contrary to the circular. The data presented here is for non structured instruments.

OCRA: Other Credit Rating Agency

Ratings Services performance highlights



Financials

Particulars (₹ cr)	Q1 2022	Q1 2023	Growth
Income from operations	160.7	186.5	16.1%
Segment profit	77.6	89.7	15.6%
Margin	48.3%	48.1%	

Particulars (₹ cr)	2021	2022	Growth
Income from operations	592.4	663.4	12.0%
Segment profit	253.8	278.6	9.8%
Margin	42.8%	42.0%	











Business update

- During the quarter, CRISIL Ratings achieved a revenue growth of 16.9% on-year
- CRISIL Ratings performance was supported by higher corporate bond issuances (both, by quantum and number of issuers) during the quarter
- While bank credit growth softened relatively compared with the previous quarter, it continues to be robust, driving bank loan ratings
- Global Analytical Centre (GAC) saw robust surveillance work delegation from S&P Global Ratings Services
- Overall, Ratings Services segment grew 16.1% on-year in the quarter

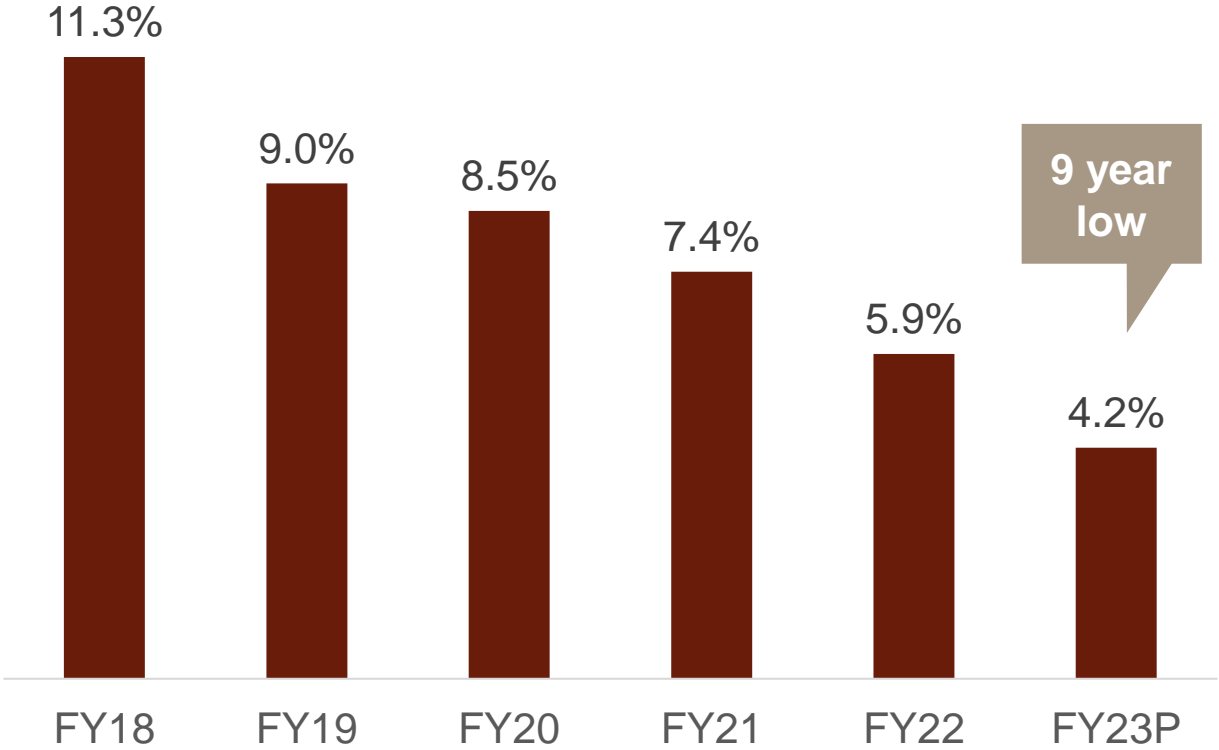
Note: Numbers rounded off to first decimal

Agenda

-  1. CRISIL overview
-  2. Business environment
-  3. Performance update
-  4. Financials
-  **5. Segment performance –
Research, Analytics & Solutions**
-  6. Thought leadership
-  7. Corporate social responsibility
-  8. Risks

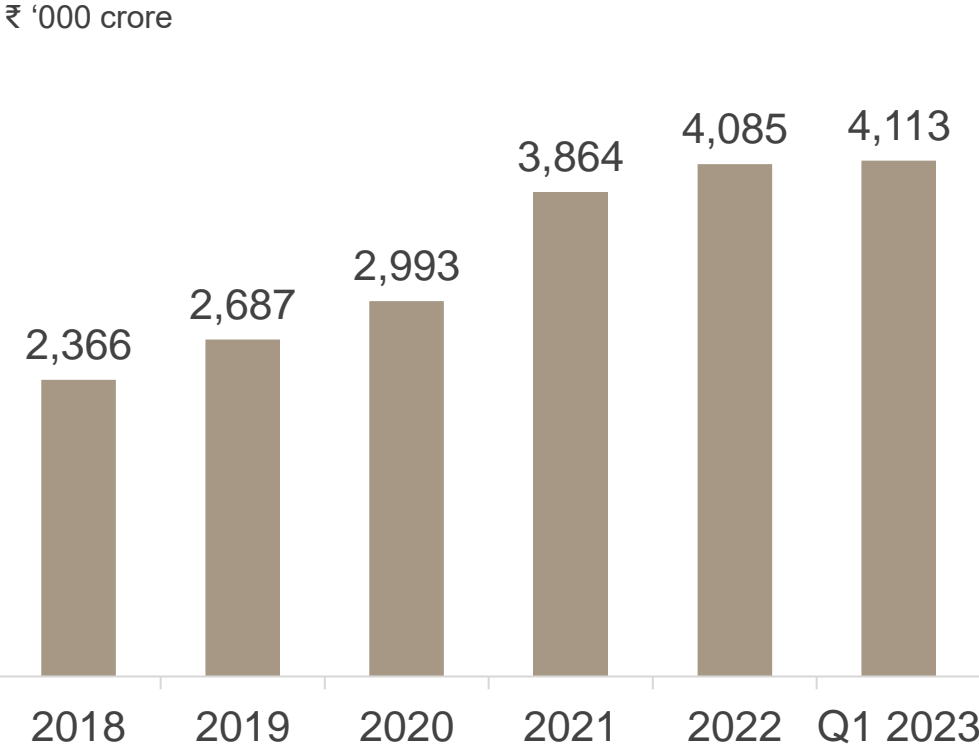
Financial sector's growth to be driven by stability in the banking sector and momentum in financialisation

Banking sector gross NPAs



Source: CRISIL

India mutual funds AUM*



*Average AUM for the Quarter; Source: AMFI

© 2023 CRISIL Ltd. All rights reserved.

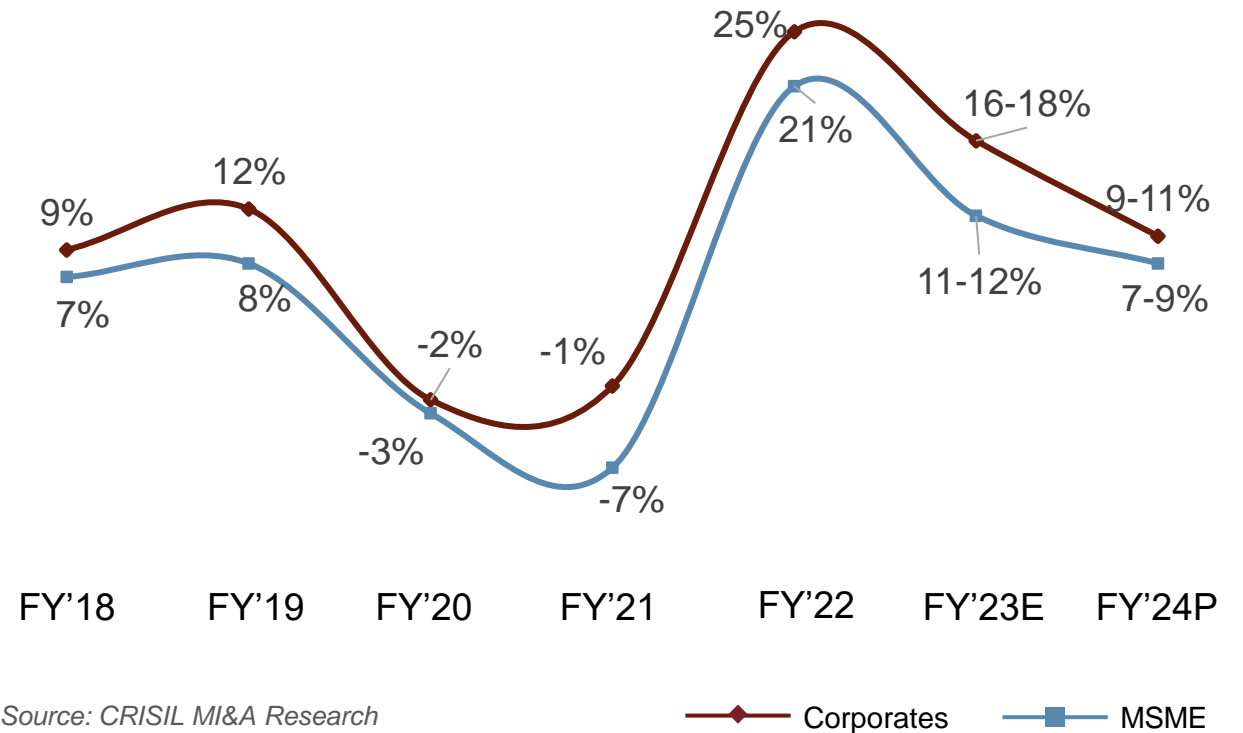
Government spending, Production-Linked Incentive scheme to drive corporate and MSME growth

Sectoral growth of government capex investments

Sector	FY'18 - FY'22 CAGR	FY'23 E	FY'24 P
Infrastructure	7%	18-22%	12-15%
Roads	14%	13-15%	12-15%
Railways	17%	33-36%	12-14%
Urban infrastructure	21%	15-17%	20-25%
Industrials	7%	18-20%	12-16%

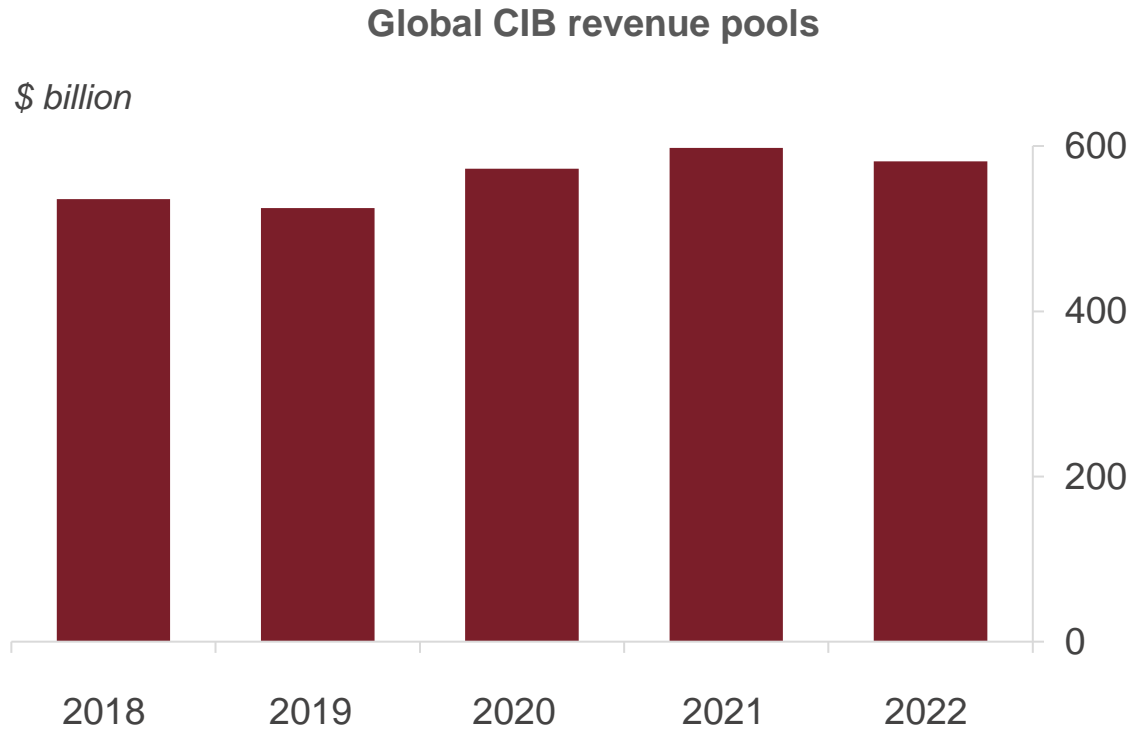
Source: CRISIL MI&A Research

Corporate and MSME revenue growth



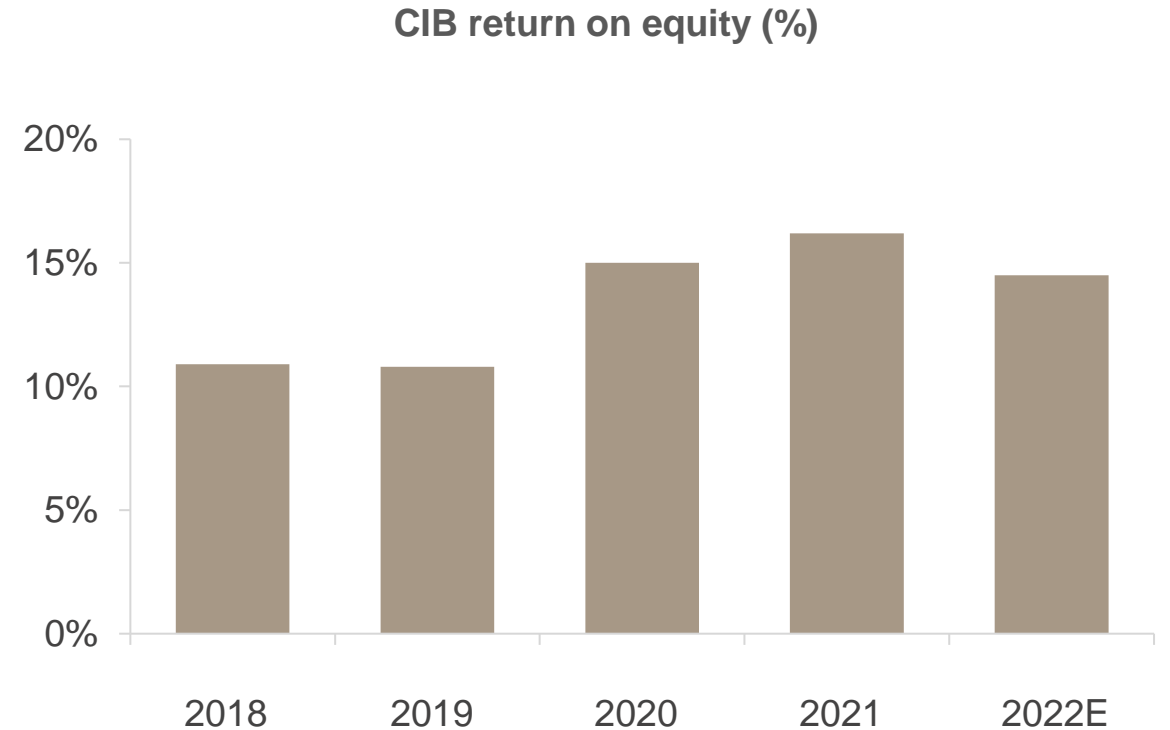
© 2023 CRISIL Ltd. All rights reserved.

CIB revenues and profitability impacted by fall in capital market activity, but remain above pre-pandemic levels



Revenues Pools analysis includes revenues from all Institutional Clients and Corporates with annual sales turnover > \$ 1.5bn; FY22 is as per preliminary estimates. Above analysis is as per Coalition Standard Taxonomy

Source: Coalition Proprietary Analytics; Coalition Greenwich Proprietary data



ROE is calculated as operating profit post-tax (tax rate = 30%) divided by Capital; Capital is average of RWA based capital and Exposure based capital. RWA is calculated under Basel 3; LRD is calculated under BCBS 2014; Coalition Index Universe

Source: Coalition Proprietary Analytics; Coalition Greenwich Proprietary data

Opportunities in an evolving global market



Regulations

Regulatory mandates following heightened scrutiny across global banks leading to opportunities in non-discretionary spends across clients (e.g., FRTB, stress testing)



Market infrastructure spend

Platform simplification and integration to optimize business operations, workflows and infrastructure spend to drive growth for core risk, technology and managed services



Sustainability

Increased demand for sustainability leading to opportunities across ESG services, climate risk assessment and modelling



Digitalisation

Demand for analytics and data strategy, governance and quality across banks and financial institutions

ESG: Environmental, social and governance
FRTB: Fundamental Review of the Trading Book

Research, Analytics & Solutions performance highlights



Financials

Particulars (₹ cr)	Q1 2022	Q1 2023	Growth
Income from operations	434.3	528.4	21.7%
Segment profit	99.9	109.3	9.4%
Margin	23.0%	20.7%	

Particulars (₹ cr)	2021	2022	Growth
Income from operations	1708.3	2105.3	23.2%
Segment profit	339.6	457.1	34.6%
Margin	19.9%	21.7%	











Business update

- Research, Analytics & Solutions segment continued its strong performance delivering 21.7% growth on-year in the quarter
- Global Research & Risk Solutions (GR&RS) witnessed momentum across research, credit risk and market risk solutions. The business also added new logos during the quarter
- Global Benchmarking Analytics (GBA) continues to strengthen its client engagement driven by need for granular, actionable analytics and intelligence among clients
- Given the current environment in the global financial sector, we expect increased regulatory oversight and cost pressures across our financial services clients
- Market Intelligence & Analytics (MI&A) saw traction for its proprietary credit risk solution, and momentum in sustainability, research and consulting offerings

Note: Numbers rounded off to first decimal

Agenda

-  1. CRISIL overview
-  2. Business environment
-  3. Performance update
-  4. Financials
-  5. Segment performance
-  **6. Thought leadership**
-  7. Corporate social responsibility
-  8. Risks



Thought leadership

Media Coverage

Fiscal Consolidation and Growth Thrust Hallmarks of Budget

3 'C's of economic growth – capex, consolidation and climate – should generate multiplier effects



Guest Column Anish Mehta

1 lakh crore for FY20 shows, apart from the 50-55% to roads and railways (combined), 35% go to the ministry of petroleum and natural gas for a green transition and energy security fund, 11% is towards power and renewable energy. Allocations for green measures have more than quadrupled to over ₹2,000 crore over this fiscal with focus on renewable energy, green hydrogen, energy transition, EVs and tax incentives to support manufacturing. There are multiple energy transition, AMERICAN BANKER #

Prudent or growth supportive? The budget's hallmarks lie in how it has fin conflict. The work was to live us COMPANIES TECH MARKETS CLIMATE OPINION WORKPLACE + FINANCIAL TIMES #

US Treasury bonds Global geopolitical high. In challenge with a slow movement of fiscal tion redu growth -3 ments to transi on the pre By targ 5.5% of FY23RE), committe 4.5% by F also have verment is in sync tase Infa Tax reve to slow in nal GDP p latic 10.5 for this f has held i capital e ructure i ed to pul her budg ting to 4. (vs.3.9% i Over 50'

US Treasuries' rollercoaster ride strains bond market functioning

Daily trading volumes more than doubled as failure of SVB sparked heading dash to safety of government debt



Electric vehicles and charging infrastructure in India



Market Intelligence & Analytics

Capital Expenditure to be Driver of Economic Engine

Green shoots of pick-up in pvt sector investment are visible; govt thrust on infra bodies well too



Guest Column Gurpreet Chhatwal

Our recent analysis of 43 sectors that account for over 70% of total debt financing the financial sector in Crisil portfolios, shows capex activity would be broad-based across infrastructures and consumption-linked sectors. Of these, 20 factors are consumption-linked (including services) where we see capex levels largely surpassing pre-pandemic levels, barring sector-oriented ones. At an aggregate level, the planned capex in consumption-linked sectors could ease post-pandemic level by 20% in fiscal 2024. In absolute terms, this number is estimated to rise to ₹2.2 lakh crore in fiscal

India Inc, which has weathered a spate of increment lulls in recent years, stands firm even as inflationary pressures and tightening monetary policies have cast a shadow on global growth. The Ratings Round Up published by Crisil Ratings on October 2022, high lighted positive credit quality outlook for India Inc stemming from resilient domestic demand, continuing infra-structure driven investments and

HEALTHIER FINANCIAL SYSTEM Also facilitative is a healthier domestic financial system with banks' cleaner balance sheets and improved capital ratios, and deleveraged corporate fi-nanciaria. Asset quality at banks has improved sharply following the resolution of large gross non-performing assets (NPAs) driven by Insolvency and Bankruptcy Code. With a significant cleanup of books in recent years, bank GNPA's are expected to fall to 4% next fiscal, compared with 11% as of fiscal 2018 and average capital adequacy ratios of public sector banks have improved to over 15%. In fiscal 2022 from about 13% in fiscal 2018. India Inc's deleveraging trend augurs well as it creates headroom to fund capex. For the Crisil portfolio, gearing is likely to decline below 0.2 time this fiscal from 1.4 times nearly a decade back, in fiscal 2014 led by healthy operating cash flows and reg-

WARING SIGNS Bigger-than-expected decline in global growth and Covid surge in China may push private cos' capex plans

COMMERCIAL BANKING

Banking crisis ingrains credit funk that was already there

By Allison Kline, Jim Doherty March 28, 2023 12:37 pm EST



svb

Coalition Greenwich (a division of CRISIL) 20,559 followers

*New Blog - Reinforcing Resilience: Navigating Bank Crises by Don Raftery, Chris McDonnell and Cheri Hoffmann Derick

Reinforcing Resilience: Navigating Bank Crises



Reinforcing Resilience: Navigating Bank Crises

Outreach – webinars, events and reports



CRISIL's 7th edition of India Outlook Seminar



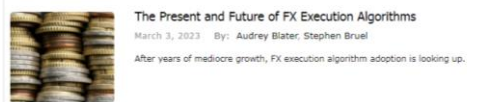
CRISIL Ratings released knowledge report at ASSOCHAM's event on ARC



Reinforcing Resilience: Navigating Bank Crises



Trading Munis (Electronically?) is Cool Again



The Present and Future of FX Execution Algorithms



Credit Risk Modelling Event in NY, USA



B-EPIC Climate risk workshop (GR&RS)



CRISIL Meet the Expert – ESG Series

Market Structure Matters: Finding Common Ground in the Equity Market Structure Proposals

Date: Thursday, March 9, 2023 - Time: 1:00pm EST



Market Structure Matters




Time to usher in next-gen credit monitoring set-up



Rider in the storm











India Outlook: Reading the vitals



Stay Current! FRTB Emerging Trends and Challenges

Source: *Financial Times; #American Banker

Agenda

-  1. CRISIL overview
-  2. Business environment
-  3. Performance update
-  4. Financials
-  5. Segment performance
-  6. Thought leadership
-  **7. Corporate social responsibility**
-  8. Risks

Delivering social impact through CSR initiatives

The CRISIL Board and leadership team visited Rajasthan to understand the operations and impact created by our flagship programme, Mein Pragati. CRISIL Foundation celebrated completion of 10 years.

Building financial capability of rural women and communities











- Mein Pragati continues to drive outreach and impact through 3,600+ trained sakhis in 3,800+ villages of Assam and Rajasthan
- 118 new centres formally operationalized as part of expansion of RBIs CFL project
- GramShakti Convocation Ceremony to formally certify 99 Sakhis in Rajasthan
- Livelihoods pilot with Jaipur Rugs Foundation launched with 35 women weavers

Promoting environment conservation and larger social consciousness among employees



- Environment conservation initiatives continued through on-ground partners – beach and wetland clean-up drives in Mumbai
- Continued engagement with CRISILites through various initiatives like plantations and virtual volunteering opportunities

Agenda

-  1. CRISIL overview
-  2. Business environment
-  3. Performance update
-  4. Financials
-  5. Segment performance
-  6. Thought leadership
-  7. Corporate social responsibility
-  **8. Risks**



Risks



Geopolitical and market environment



Evolving regulatory landscape



Information and cyber security risks



Currency movement



Reputation risk



People cost inflation

About CRISIL Limited

CRISIL is a leading, agile and innovative global analytics company driven by its mission of making markets function better.

It is India's foremost provider of ratings, data, research, analytics and solutions, with a strong track record of growth, culture of innovation and global footprint.

It has delivered independent opinions, actionable insights, and efficient solutions to over 100,000 customers.

It is majority owned by S&P Global Inc, a leading provider of transparent and independent ratings, benchmarks, analytics and data to the capital and commodity markets worldwide

CRISIL Privacy Notice

CRISIL respects your privacy. We may use your contact information, such as your name, address, and email id to fulfil your request and service your account and to provide you with additional information from CRISIL. For further information on CRISIL's privacy policy please visit www.crisil.com/privacy