

Ref No: BJ/SMER/SPJIMR/2019/CH 1069

July 16, 2019

To  
The Chairperson,  
The Placement Office,  
SP Jain Institute of Management and Research,  
Munshi Nagar, Andheri (W)  
Mumbai 400 058

**Re: Audit of the Autumn Internship Placement Report of the Post Graduate Diploma in Management (PGDM) Programme, 2016-2018**

Dear Sir,

CRISIL has audited the placement report prepared by SP Jain Institute of Management and Research (SPJIMR), Mumbai, for the autumn internship placements of students in the PGDM batch of 2016-2018. CRISIL has validated the information provided in the report with the relevant documentation, and offers the following comments on the report's conformance to the Indian Placement Reporting Standards (IPRS) Version 2.2:

In this context, CRISIL confirms the following:

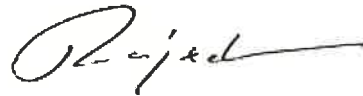
1. For the purpose of the audit, we have obtained all necessary information and explanations. We believe the Placement Report complies with the requirements of Indian Placement Reporting Standards (IPRS) Version 2.2.
2. The validation of information presented in the report is based on communication received by SPJIMR from the recruiting companies and students. CRISIL has not independently sourced any information or documentation.
3. CRISIL has verified the information with respect to job function, location and stipends presented in the report, based on communication received from the recruiters.
4. Data of all 235 students was available for verification during the audit.

Thank you,

Best regards,



Ms. Binaifer F. Jehani  
Business Head- Education Gradings  
Tel: +91 22 6644 4091  
Email: [binaifer.jehani@crisil.com](mailto:binaifer.jehani@crisil.com)



T. Raj Sekhar  
Director - Education Gradings  
Tel: +91 22 3342 3526  
Email: [rajsekhar.t@crisil.com](mailto:rajsekhar.t@crisil.com)





***PGDM Placement Report***

---

***Autumns 2016-18***

---

## Contents

1	Classification of entire placement pool .....	3
2	Sector-wise Classification.....	4
3	Function-wise Classification.....	5
4	Location-wise Classification .....	5
5	Compliance Statement.....	6

## List of Tables

Table 1.1: Classification of the entire placement pool .....	3
Table 1.2: Classification of internships based on stipend status .....	3
Table 2: Classification of internships based on sector .....	4
Table 3: Classification of internships based on function .....	5
Table 4: Classification of internships based on location within India .....	5
Table 5: List of deviations from standards with reasons for the same .....	6

## Placement Report

We have prepared the placement report as per the Indian Placement Reporting Standards. The detailed report, which has been audited by CRISIL, is presented below.

### 1 Classification of entire placement pool

Categories	Number
1. Total batch strength	238
1a. Total students eligible for sitting in Summer Placements	238
1b. Total students not eligible for sitting in Summer Placements	
2. Total students eligible for sitting in Summer Placements	
2a. Seeking internship through the Institute	235
2b. Not Seeking Internship through the Institute	2
2c. Students who opted out of summer internship	1


Table 1.1: Classification of the entire placement pool

Nature of the internship	With Stipend	Without Stipend	Data Not Available
Seeking internship through the institute	235	-	-
Not seeking internship through the institute	3	-	-

Table 1.2: Classification of internships based on stipend status



For SPJIMB, Mumbai



For CRISIL Limited, Mumbai

## 2 Sector-wise Classification


Sector	Number of Offers accepted
BFSI	27
Conglomerate	18
Consulting	17
E-Commerce	46
Finance	12
FMCG/ FMCD	86
Healthcare/ Pharma	11
Information Technology	8
Manufacturing	4
Others	6
<b>Total</b>	<b>235</b>


Table 2: Classification of internships based on sector

  
For SPJIMR, Mumbai



SPJIMR INSTITUTE OF MGT & RESEARCH  
ANDHERI (W)  
MUMBAI  
400 058.

  
For CRISIL Limited, Mumbai



CRISIL LIMITED  
MUMBAI

### 3 Function-wise Classification

Function	Number of Offers accepted
Autumn Intern	170
Consulting	4
Finance	7
Logistics & Supply Chain	22
Marketing and Sales	23
Information technology	9
<b>Total</b>	<b>232</b>

Table 3: Classification of internships based on function

### 4 Location-wise Classification

Function	Number of Offers accepted
Bangalore	62
Hyderabad	10
Kolkata	4
Mumbai	123
Pune	8
Rest of India	9
Delhi/NCR	19
<b>Total</b>	<b>235</b>

Table 4: Classification of internships based on location within India



For SPJIMR, Mumbai



For CRISIL Limited, Mumbai


## 5 Compliance Statement

This placement report has been prepared as per the Indian Placement Reporting Standards, Version 2.1.


The instances where the report deviates from the standards, and the reasons for them are mentioned below:

Sl. No.	Deviation from the standards	Reason
1		

Table 5: List of deviations from standards with reasons for the same

  
For SPJIMR, Mumbai



  
For CRISIL Limited, Mumbai

